

MM Coaxial Fiber Coupled Laser

Multimode 50/125μm, up to 50mW, 0.2nm linewidth



DATASHEET

[Return to the Webpage](#)



Features

- 385, ..., 1550 nm Diode Laser
- Multimode 50/125μm Fiber
- Coaxial

Applications

- Analog/digital optical transmission
- CATV reverse transmission
- Others



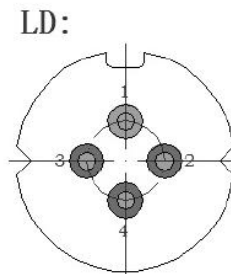
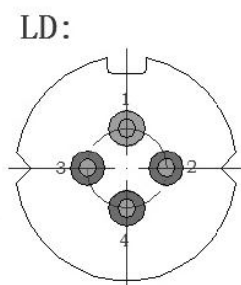
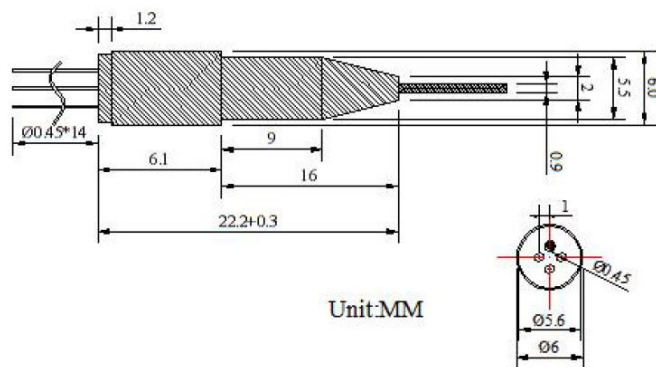
The FCML series diode lasers deliver up to 50mW of power through a 50/125μm fiber. They feature built-in optical isolator, low capacitance and low dark current, high stability, low threshold current, low operating current, integrated high isolation, and low insertion loss.

Specifications

Parameter	Min	Typical	Max	Unit
Optical Output Power	5	30	50	mW
Threshold Current		5	15	mA
LD Forward Current (10mW CW)			120	mA
LD Forward Voltage		1.0	1.2	V
LD Reverse Voltage			2	V
Center Wavelength@25°C	385		1550	nm
Spectral Linewidth (FWHM)		0.2	1.0	nm
Side-mode Suppression Ratio		35		dB
Modulation Frequency		2.5	5	GHz
PD current	100		1000	μA
Dark Current of PD			100	nA
PD Reverse Voltage			15	V
Relative Intensity Noise		-155	-150	dB/Hz
RF Bandpass Flatness		±1.5		dB
Operating temperature (heatsink temperature)	-40		+85	°C
Storage Temperature	-40		+100	°C
Lead Soldering Temperature			260 (10s)	°C

Note: The specifications provided are for general applications with a cost-effective approach. If you need to narrow or expand the tolerance, coverage, limit, or qualifications, please [click this link](#):

Rev 04/15/25



MM Coaxial Fiber Coupled Laser

Multimode 50/125μm, up to 50mW, 0.2nm linewidth



DATASHEET

Typical Spectrum

Ordering Information

	<input type="checkbox"/> <input type="checkbox"/> <input type="checkbox"/> <input type="checkbox"/>	<input type="checkbox"/>	1	N	1	<input type="checkbox"/>	<input type="checkbox"/>	<input type="checkbox"/>	<input type="checkbox"/>	<input type="checkbox"/>
Prefix	Wavelength ^[1]	Power	Bandwidth	Isolator	Monitor	Package	Fiber Type	Fiber Buffer	Fiber Length	Connector
FCML-	385nm = 0385 1550nm = 1550	5mW = 1 10mW = 2 30mW = 3 50mW = 4 Special = 0		Non = N	Yes = 1	Coaxial = C	50/125 = 1 Special = 0	0.9mm Tube = 3 Special = 0	0.5m = 2 0.25m = 1 1.0 m = 3 1.5 m = 5 Special = 0	FC/APC = 3 FC/PC = 2 Non = 1 SC/PC = 4 SC/APC = 5 LC/PC = 7 LC/UPC = U Special = 0

Note:

[1] Please refer to the supported wavelength list to find the correct wavelength

Supported Wavelength List (nm)						
385	405	435	450	465	488	
505	515	520	525	532	593	
638	650	660	780	808	830	
850	915	940	980	1064	1270	
1310	1550					

MM Coaxial Fiber Coupled Laser

Multimode 50/125 μ m, up to 50mW, 0.2nm linewidth



DATASHEET

Benchtop Matching Laser Diode Driver



Agiltron cost-effective LDCB series benchtop control kit is designed for easy laser diode mounting and precise control. It incorporates a high-precision, low-noise auto-feedback drive electronics to ensure constant output power or a constant driving current and an integrated temperature control unit maintains optimal operating conditions. The system provides up to 1A driving current and up to 2A TEC cooling current. Each system features a front fiber output connector. The user interface includes an intuitive LCD display for independent control of output power and temperature via two front rotating knobs. The LDCB also includes a universal power supply compatible with 100 to 240 VAC. The LDCB has a built-in isolator option to prevent reflection-induced laser emissions instability. The LDCB is designed as a laser diode and TEC controller kit for customer to install laser diode. It has three types of pluggable laser mounts of butterfly, DIL, and TOCAN. The TOCAN mount contains an external TEC that maintains a constant temperature for wavelength stability.

For details please click: <https://agiltron.com/product/laser-diode-tec-controllers-benchtop-kit/>

Turn-Key Module Matching The Laser Diode



The Agiltron LDCM series laser source module is designed for OEM applications and features all-in-one high reliability and highly stable laser output. The LDCM contains high-precision, low-noise, auto-feedback laser diode drive electronics to ensure constant output power or driving current and an integrated temperature controller that maintains optimal operating conditions. An optional fiber optical isolator can be integrated to prevent reflection-induced laser emission instability, which is essential for achieving highly stable lasers. Agiltron produces isolators from 370nm to 2600nm. The system provides up to 1A driving current and up to 2A TEC cooling current. Each unit features a single FC/APC connector output and two front rotating knobs for independent setting of laser output power and temperature. A toggle switch allows selection between constant current control mode and feedback constant output power mode.

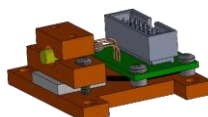

For details please click: <https://agiltron.com/product/laser-diode-tec-controllers-module/>

Laser Driver Kit



Agiltron cost-effective LDCD series module control kit is designed for easy laser diode mounting and precise control. It incorporates a high-precision, low-noise auto-feedback drive electronics to ensure constant output power or a constant driving current and an integrated temperature control unit maintains optimal operating conditions. The system provides up to 1A driving current and up to 2A TEC cooling current. It has three types of pluggable laser mounts of butterfly, DIL, and TOCAN. The TOCAN mount contains an external TEC that maintains a constant temperature for wavelength stability. It comes with cables to connect between the mounting module to the driving module, making integration convenient.

For details please click: <https://agiltron.com/product/laser-diode-tec-controllers-compact/>



MM Coaxial Fiber Coupled Laser

Multimode 50/125 μ m, up to 50mW, 0.2nm linewidth



DATASHEET

Caution Electrostatic Sensitivity



- Never touch laser diode and the module using hands
- Always use protections when handle a laser diode
- Recommend mounting the laser diode using an ionic gun and ESD finger cots



Laser Safety

This product meets the appropriate standard in Title 21 of the Code of Federal Regulations (CFR). FDA/CDRH Class 1M laser product. This device has been classified with the FDA/CDRH under accession number 0220191. All versions of this laser are Class 1M laser products, tested according to IEC 60825-1:2007 / EN 60825-1:2007. An additional warning for Class 1M laser products. For diverging beams, this warning shall state that viewing the laser output with certain optical instruments (for example eye loupes, magnifiers, and microscopes) within a distance of 100 mm may pose an eye hazard. For collimated beams, this warning shall state that viewing the laser output with certain instruments designed for use at a distance (for example telescopes and binoculars) may pose an eye hazard.

Wavelength = 0.8/1.6 μ m.

Maximum power = 100 mW.



*Caution - Use of controls or adjustments or performance of procedures other than those specified herein may result in hazardous radiation exposure.

*IEC is a registered trademark of the International Electrotechnical Commission.